



PRESSURE

PMI Technology

PRIGNITZ  
MIKROSYSTEMTECHNIK

# SPT Family: Standard Pressure Transmitters

For low pressure aggressive media applications

PMP-S131, PMP-S132

Datasheet

- HIGH MEDIA RESISTANCE
- SIGNAL CONDITIONING WITH ASSP
- HIGH INTEGRATION DENSITY
- VACUUM-TIGHT AND ELASTOMER-FREE
- FLEXIBLE FOR CUSTOMISED REQUIREMENT
- OIL FILLED SENSORS FOR AGGRESSIVE MEDIA



## MAIN FEATURE

- **Pressure ranges\***: from 0..60 mbar to 0..10 bar
- **Mechanical connections\***: 1/2"-14 NPT; 1/4"-18 NPT; G1/4"B Mano EN 837; G1/2"B Mano EN 837; G1/4"A Form E; 7/16 - 20UNF; G1/2" Form E flush membrane
- **Electrical connections\***: EN 175301-803-A; M12x1 (S763); Cable output
- **Wetted parts**: stainless steel 1.4404 (316L)
- **Response time\*\***: 1 ms
- **Accuracy (25°C)**: ≤ 0.5 % FS after limit-point calibration
- **Optionally with**: EX protection (ATEX, IECEx, CSA)

\*others on request. Different special custom-made solutions  
 \*\* depend of SPT product-version

## DESCRIPTION

Series of rugged pressure transmitters from SPT-Family for many applications like energy, gas, oil, chemical technologies, etc. Oil-filled Pressure cells for relative and absolute pressures.

The pressure cells from 60 mbar to 10 bar are available for different fields of use. Signal processing of the measurement bridge is affected by ASSP (Application-specific standard parts).

## APPLICATIONS



ENERGY TECHNOLOGY



AUTOMOTIVE INDUSTRY



CHEMICAL INDUSTRY



GAS TECHNOLOGY



MARINE & OFFSHORE



OIL TECHNOLOGY

# TECHNICAL SPECIFICATIONS

## INPUT PARAMETERS

Pressure ranges (bar) *											
Nominal pressure	0,1	0,16	0,25	0,4	0,6	1	1,6	2,5	4	6	10
Over pressure	1	1,5	2	2	4	5	10	5	8	12	20
Burst pressure	2	3	4	4	8	10	15	10	12	18	30
Pressure type **	gauge, sealed reference, absolute										
Mechanical connections *	9/16-18UNF 6M; 1/2"-14 NPT; 1/4"-18 NPT; G1/4"B Mano EN 837; G1/2"B Mano EN 837; G1/4"A Form E; 7/16 - 20UNF; G1/2" Form E flush membrane										
Tightening torque	typ. 25 Nm; max. 50 Nm										
Wetted parts	stainless steel 1.4404 (316L)										
Body material	stainless steel 1.4301										

## OUTPUT SIZES

Electrical connections *	M12x1 (S763); EN 175301-803-A; Cable output; Packard Metri-Pack; EN 175301-803-C		
Output signal **	4..20 mA	1...5 V	ratiometric 0.5...4.5 V
Supply voltage	10...32 V	7...32 V	ratiometric 5 V DC±10 %
Load resistance	< (Vsupply - 10)V/0.02 A	≥ 2 kOhm	≥ 2 kOhm
Response time	typ. 1 ms      max. 2 ms		

## PERFORMANCE CHARACTERISTICS

Accuracy (25°C)***	≤ ±0.5 % FS after limit-point calibration
Overall accuracy (- 5°C... 85°C)	≤ ±0.1 % FS / 10 K after limit-point calibration
Long-term stability	≤ 0.1 % FS per year in referential conditions
Ambient temperature	- 40...+ 105°C
Medium temperature	- 40...+ 125°C
Storage temperature	- 40...+ 125°C
Shock resistance	1000 g to IEC 60068-2-32
Vibration resistance	20 g to IEC 60068-2-6
Protection class	depending on electrical connection, see drawing of electrical connectors

## ELECTRICAL PROTECTION

Reverse polarity	YES
Dielectric strength	HV 350 V DC
Short-circuit protection	KS Out+ / UB- (for 1s)

## CE-CONFORMITY

EMV guideline	2014 / 30 / EU acc. to DIN EN 61326-1, DIN EN 61326-2-3
RoHS guideline	2011/65/EU

## OTHER

Weight***	~ 100 g
Lifetime cycles	> 100 million

\*others on request.

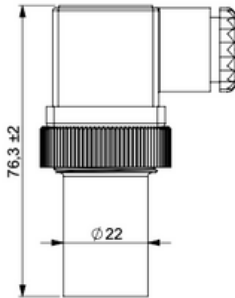
# ELECTRICAL CONNECTION



EN 175301-803-A



IP65



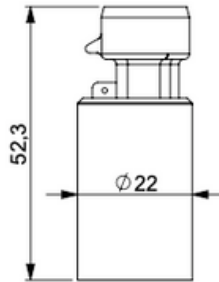
Output	Pin1	Pin2	Pin3	Pin4**
Voltage	+	-	V out	Case
4-20 mA 3 Wires	+	-	I out	Case
4-20 mA 2 Wires	+	-	nc	Case

Packard Metri-Pack



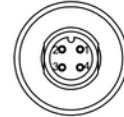
IP67

<50 bar IP65

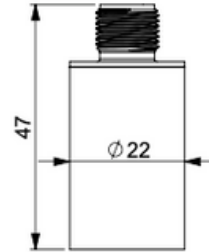


Output	PinA	PinB	PinC
Voltage	-	+	V out
4-20 mA 3 Wires	-	+	I out
4-20 mA 2 Wires	-	+	nc

M12x1 (S763)

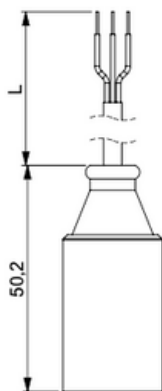


IP67



Output	Pin1	Pin2	Pin3	Pin4
Voltage	+	V out	-	nc
4-20 mA 3 Wires	+	I out	-	nc
4-20 mA 2 Wires	+	nc	-	nc

Cable output



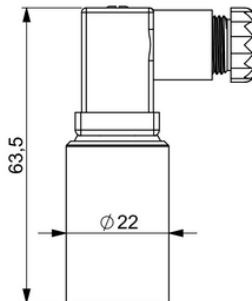
IP67

Output	white	brown	yellow
Voltage	+	-	V out
4-20 mA 3 Wires	+	-	I out
4-20 mA 2 Wires	+	-	nc

EN 175301-803-C



IP65

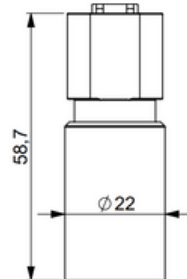


Output	Pin1	Pin2	Pin3	Pin4**
Voltage	+	-	V out	Case
4-20 mA 3 Wires	+	-	I out	Case
4-20 mA 2 Wires	+	-	nc	Case

Deutsch DT04-4P



IP67



Output	Pin1	Pin2	Pin3	Pin4
Voltage	+	-	nc	V out
4-20 mA 3 Wires	+	-	nc	I out
4-20 mA 2 Wires	+	-	nc	nc



Before installation and operation, ensure that the appropriate pressure sensor has been selected in terms of pressure range, design and specific measuring conditions. Non compliance can result in serious injury and/or damage to the equipment.

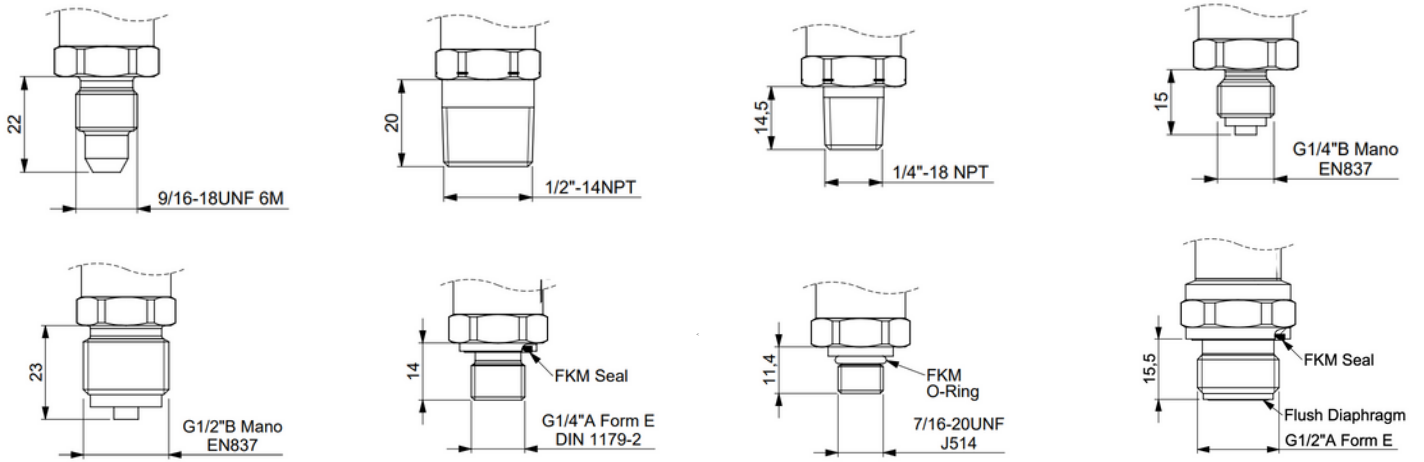
**WARNING:** Prignitz Mikrosystemtechnik reserve the right to modify their products without notice. It is imperative that we should be consulted over any particular use or application of our products and it is the responsibility of the buyer to establish, particularly through all the appropriate testes, that the product is suitable for the use or application. Under no circumstances will our warranty apply, nor shall we be held responsible for any application (such as any modification, addition, deletion, use in conjunction with other electrical or electronic components, circuits or assemblies, or any other unsuitable material or substance) which has not been expressly agreed by us prior to the sale of our products.

\*Others on request

\*\*optional

\*

# PROCESS CONNECTIONS



# CUSTOMIZED SOLUTIONS

An indisputable advantage of the products from Prignitz Mikrosystemtechnik is that in addition to the specified parameters, a variety of specific customer requests can be implemented:

- EX versions are available for use in hazardous areas (ATEX, IECEx, CSA)
- other process and electrical connections available in a wide range of options
- analog output signals can be customized upon request.

**Feel free to ask us. We are ready to implement individual solutions for you.**

\*others on request.

## TRANSPORT, PACKAGING AND STORAGE

### Transport

Check the pressure transmitter for any damage that may have been caused during transportation. Obvious damage must be reported immediately.

### Packaging and storage

Do not remove packaging until just before mounting.

Keep the packaging as it will provide optimum protection during transport (e.g. change in installation site, sending for repair).

Permissible conditions at the place of storage:

- Storage temperature: -40 ... +125 °C

## DISMOUNTING, RETURN AND DISPOSAL

### Dismounting

Physical injuries and damage to property and the environment caused by hazardous media Upon contact with hazardous media (e.g. oxygen, acetylene, flammable or toxic substances), harmful media (e.g. corrosive, toxic, carcinogenic, radioactive), and also with refrigeration plants and compressors, there is a danger of physical injuries and damage to property and the environment.

- Should a failure occur, aggressive media with extremely high temperature and under high pressure or vacuum may be present at the instrument.
- Wear the requisite protective equipment.

### Dismounting the instrument

- Depressurise and de-energise the pressure transmitter.
- Disconnect the electrical connection.
- Unscrew the pressure transmitter with a spanner using the spanner flats.

### Return

Strictly observe the following when shipping the instrument:

All instruments delivered to Prignitz Mikrosystemtechnik must be free from any kind of hazardous substances (acids, bases, solutions, etc.) and must therefore be cleaned before being returned.

## APPROVALS CERTIFICATE

CE Compliance: EMC directive 2014 / 30 / EU according in EN 61326-2-3

RoHS guideline: 2011/65/EU

Approved according to the European Directive EC79/2009

PRIGNITZ-Mikrosystemtechnik GmbH is certified acc. to ISO 9001. We offer a multitude of products compliant with ATEX, IECEx, CSA, and other worldwide relevant qualifications.



**\*\*depend of CIT product-version**

Edition version: D/PMP-S131/PMP-S132-S/Rev.5/July.2025/ENG

# HOW TO ORDER \*

## PMP-S1XX-XXX- (XX..XX)-XX-XX-XXX-XX-XXX

### FAMILIES

**S** = SPT family

### TECHNOLOGY & MATERIAL

**31** = PMI Technology with steel 316 L, membrane inside  
**32** = PMI Technology with steel 316 L, flush membrane

### ELECTRICAL OUTPUT

**I2** = 4-20mA 2L  
**I3** = 4-20mA 3L  
**I30** = 0-20mA 3L  
**UR** = ratiometric  
**OU5** = 0-5V  
**1U5** = 1-5V  
**OU10** = 0-10V

### PRESSURE RANGES

e.g.  
**0...60**  
**0...10**

### UNIT

e.g.  
**01**: bar  
**18**: mbar  
**14**: MPa  
**16**: psi

### TYPE OF PRESSURE

**g** = gauge  
**S** = sealed reference  
**a** = absolute

**Customised Article number**

### ELECTRICAL CONNECTION

**01** = Packard connector 3 pins  
**02** = EN 175 301-803-A  
**03** = EN 175 301-803-C  
**05** = Flange connector M12 / 4 pins (Binder S763)  
**08** = DEUTSCH DT04-2P (2 pins)  
**09** = DEUTSCH DT04-3P (3 pins)  
**10** = DEUTSCH DT04-4P (4 pins)  
**11** = AMP Super Seal  
**Cable available**

### SNUBBER

**S** = with snubber  
**N** = without snubber

### PROCESS CONNECTIONS

**00** = Customised  
**01** = G1/4" Form E  
**02** = G1/4" Form A  
**03** = G1/2" Form E  
**04** = G1/2" Form A  
**05** = G1/2" B Mano  
**07** = 1/2" NPT  
**08** = 1/4" NPT  
**10** = 9/16" UNF  
**11** = 3/8" UNF  
**13** = M12 x1  
**17** = M18 x 1,5  
**18** = M20 x 1,5 Mano  
**19** = G1/4" B Mano  
**33** = 7/16-20 UNF 2A SAE J514


\* customisation available on request

# PRIGNITZ


## MIKROSYSTEMTECHNIK



PRESSURE



LEVEL



TEMPERATURE



CALIBRATION &  
SERVICE

© 2025 PRIGNITZ Mikrosystemtechnik GmbH  
All rights reserved. / Alle Rechte vorbehalten.

### CONTACTS:

Tel.: **+49 (0) 38 77 / 5 67 46-0**

Fax: **+49 (0) 38 77 / 5 67 46-18**

Margarethenstraße 61

19322 Wittenberge / Elbe

Germany

**[info@prignitz-mst.de](mailto:info@prignitz-mst.de)**