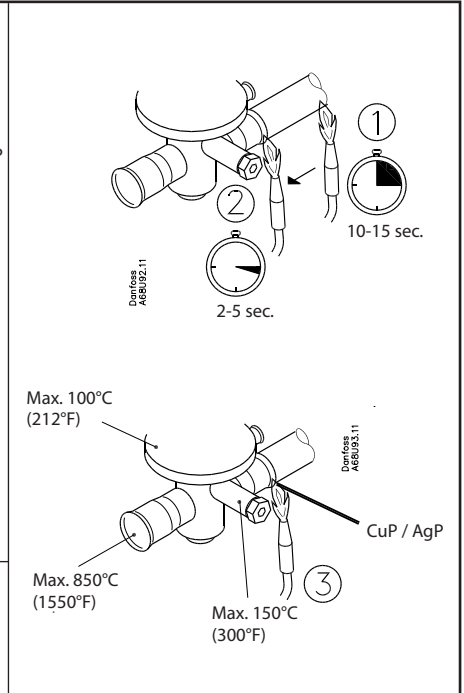
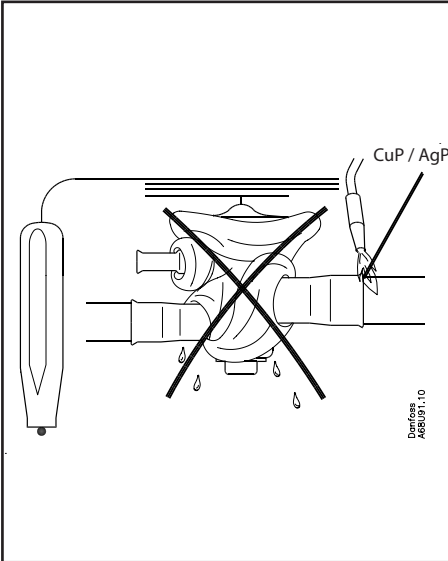


## Type TC

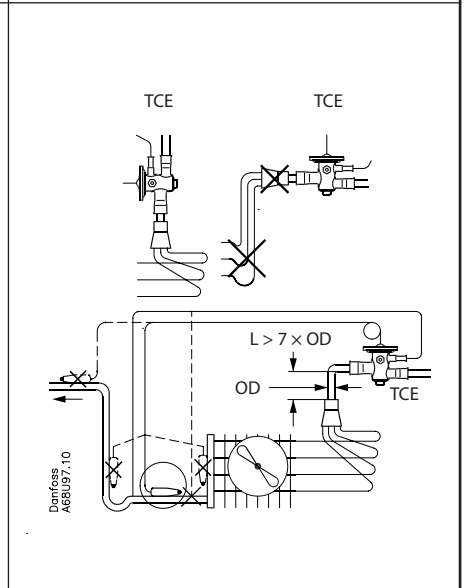
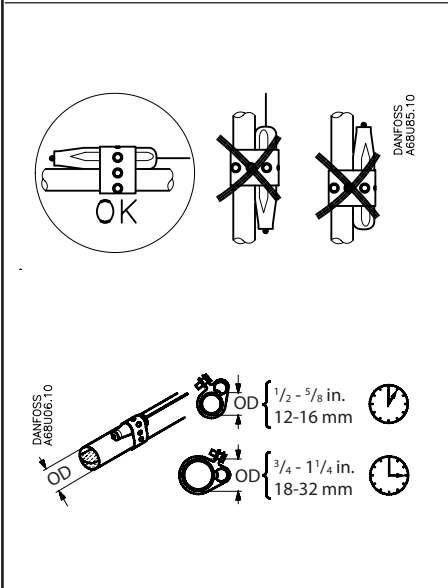
068R9552

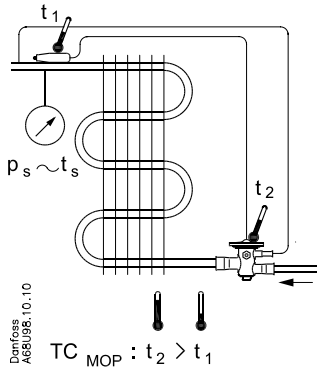
068R9552



$P_{test}$  (excl. R410A) = max. 37.5 bar (540 psig)

$P_{test}$  (R410A) = max. 47 bar (680 psig)

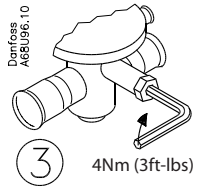
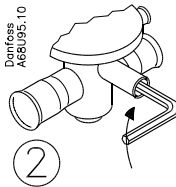
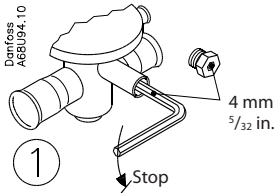





SS = Static Superheat



N, B: 5°C (9°F)  
N<sub>MOP</sub>, NM: 4°C (7°F)  
B<sub>MOP</sub>: 4°C (7°F)



R22 R407C	R134a	R404A R507	R410A	ΔSS 1 × 
	N			1°C (1.8°F)
N	NM	N,B	N,B	1.5°C (2.7°F)
NM,B		NM	NM	2°C (3.6°F)