

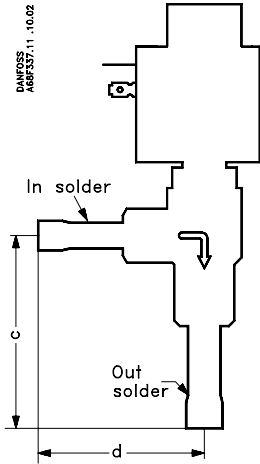
Instructions

068R9514

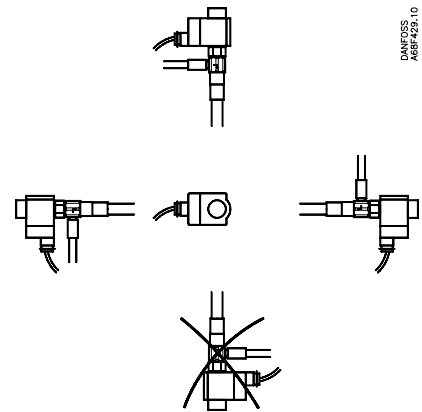
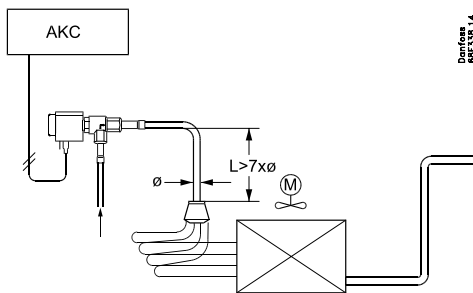
068R9514

Electrically operated expansion valve

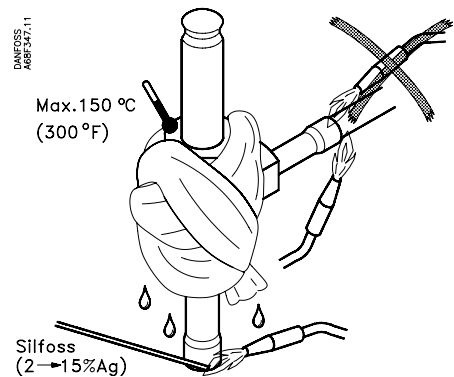
AKV 10-n (n= 1-7)



AKV 10 -	1, 2, 3, 4, 5, 6	7
c	75	73
d	67	75
In solder	3/8" / 10 mm	1/2" / 12 mm
Out solder	1/2" / 12 mm	5/8" / 16 mm



Dyse, Düse, Orifice, Orificio		R 22	R 134a	R404A R507	R407C
n	Best.nr. Code no. Bestell-Nr. N° de code Núm. de código	kW	kW	kW	kW
1	068F0506	1.0	0.9	0.8	1.1
2	068F0507	1.6	1.4	1.3	1.7
3	068F0508	2.6	2.1	2.0	2.5
4	068F0509	4.1	3.4	3.1	4.0
5	068F0510	6.4	5.3	4.9	6.4
6	068F0511	10.2	8.5	7.8	10.1
7	068F0512	16.3	13.5	12.5	17.0



Instructions

Ambient temperatur range:
 $-50^{\circ}\text{C} < t_{\text{amb}} < 50^{\circ}\text{C}$
 $-58^{\circ}\text{F} < t_{\text{amb}} < 120^{\circ}\text{F}$

Media temperatur range
 $-50^{\circ}\text{C} < t_{\text{media}} < 60^{\circ}\text{C}$
 $-58^{\circ}\text{F} < t_{\text{media}} < 140^{\circ}\text{F}$

Media:
 HCFC, HFC, R744
 Max working pressure :
 Ps 42 barg / MWP 610 psig
 Max test pressure :
 PT 47 barg / 680 psig
 Max differential pressure:
 MOPDmax = P1-P2 = 20 bar / 290 psi

Do not insulate

Clip-on coil

Pakningen skal skiftes, hvis ventilen adskilles

The gasket must be exchanged, if the valve is dismantled

Bei Zerlegung des Ventils muß die Dichtung ausgetauscht werden.

Changer le joint chaque fois que la vanne est démontée

Es preciso cambiar la junta si se desmonta la válvula

Ny
 New
 Neu
 Neuf
 Nueva

Brugt
 Used
 Gebraucht
 Usagé
 Usado

45 Nm