

Fig. 1, STA 40-300

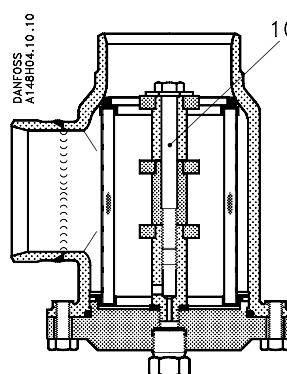


Fig. 2, Magnet insert

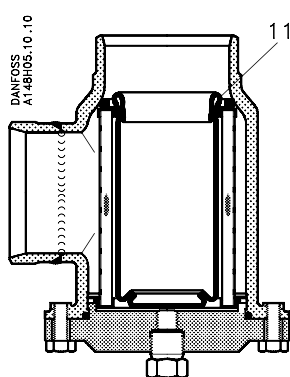


Fig. 3, Filter bag

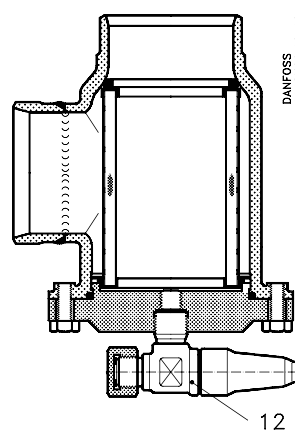


Fig. 4, Purge valve

Description	Type	Size 40-50 (1½-2 in.)	Size 65-80 (2½-3 in.)	Size 100 (4.)	Size 125 (5 in.)	Size 150 (6 in.)	Size 200 (8 in.)	Size 250 (10 in.)	Size 300 (12 in.)
		Code no.	Code no.	Code no.	Code no.	Code no.	Code no.	Code no.	Code no.
Repair kit , complete set of gaskets	all	2453+030	2453+031	2453+032	2453+033	2453+034	2453+034	2453+087	2453+088
Pos. 6 Gasket for pressure relief screw									
7 O-ring/gasket (only for size 125) for housing / bonnet									
8 O-ring for filter									
9 O-ring for filter									
Filter element									
Pos. 3 Filter element									
100 µm	XX0	148H3049	-	-	-	-	-	-	-
150 µm	XX1	148H3008	148H3009	148H3010	148H3011	148H3012	148H3013	148H3014	148H3015
250 µm	XX2	148H3016	148H3017	148H3018	148H3019	148H3020	148H3021	-	-
500 µm	XX3	148H3022	148H3023	148H3024	148H3025	148H3026	148H3027	-	-
Accessories									
Magnet insert , fig. 2	all	2465+595	2465+596	2465+596	2465+597	2465+597	2465+597	2465+598	2465+598
Pos. 10 Magnet insert									
Filter bag incl. spring holder , fig. 3	all	148H3028	148H3029	148H3030	148H3031	148H3032	148H3033	-	-
Pos. 11 Filter bag incl. spring holder									
Purge valve , fig. 4	all	2412+634	2412+634	2412+634	2412+634	2412+634	2412+634	2412+634	2412+634
complete incl. blind nut and gasket									
Pos. 12 Purge valve complete incl. blind nut and gasket									