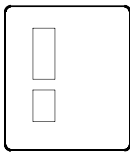





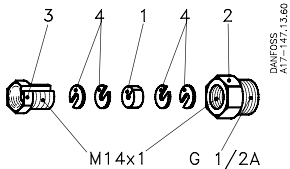
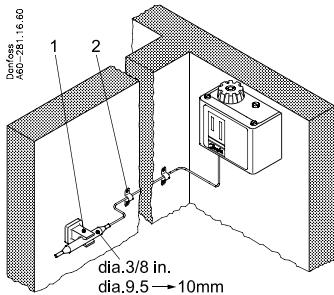
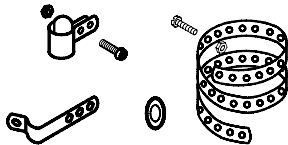
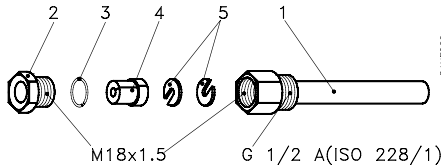


Description	Qty	Code no.
 <b>Cover with pane</b> Cover Screws	1 4	<b>017-4361</b>
 <b>Cover without pane</b> Cover Screw	1 4	<b>017-4362</b>
 DIN 404 <b>Seal screw for cover</b>	1	<b>017-4251</b>
 <b>Protective cap</b>	1	<b>017-4360</b>
 <b>Seal screw for cap</b>	1	<b>017-4251</b>
 <b>Setting knob</b>	1	<b>017-4363</b>
 DANFOSSE A17-147,13,60 M14x1 G 1/2A		
<b>Capillary tube gland</b> Pos. 1 Rubber gasket 2 Union 3 Gland 4 Washer	1 1 1 4	<b>017-4220</b>

Description	Qty	Code no.
 Danfoss Acc. 28116,60 dia.3/8 in. dia.9.5 → 10mm		
<b>Sensor holder kit</b> Pos. 1 Sensor holder 2 Clamp	1 4	<b>017-4201</b>
 Fig. 1 Fig. 2		
<b>Sensor clamp, fig. 1</b> Clamp Screw Nut	1 1 1	<b>017-4203</b>
<b>Clamping band, fig. 2</b> Band Screw Nut	1 1 1	<b>017-4204</b>
 DANFOSSE A17-574,14,82 M18x1.5 G 1/2 A(ISO 228/1)		
<b>Sensor pocket, brass</b> G 1/2 A (ISO 228/1) Screw-in depth: 112 mm Pos. 1 Sensor pocket 2 Union 3 Washer 4 Rubber plug 5 Washer	1 1 1 1 2	<b>017-4370</b>
<b>Sensor pocket, stainless steel 18/8</b> G 1/2 A (ISO 228/1) Screw-in depth: 112 mm Pos. 1 Sensor pocket 2 Union 3 Washer 4 Rubber plug 5 Washer	1 1 1 1 3	<b>017-4369</b>