

Fig. 1, Piston assembly

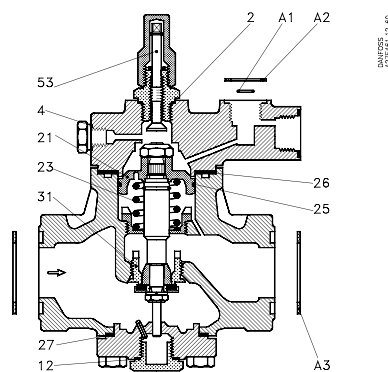


Fig. 2, PMFH

		Size 80-2	Size 80-3	Size 80-4	Size 80-5	Size 80-6
Description	Qty	Code no.	Code no.	Code no.	Code no.	Code no.
<b>Piston rod assembly, fig. 1</b>		<b>027F0248</b>	<b>027F0249</b>	<b>027F0250</b>	<b>027F0251</b>	<b>027F0252</b>
Pos. 1 Push rod	1					
2 Regulating cone	1					
3 Valve plate	1					
4 Clamping plate	1					
5 Nut	1					
6 Spring washer	1					
7 Nut	1					
8 Locking ring	1					
<b>Valve plate, fig. 1</b>		<b>027F0690</b>	<b>027F0690</b>	<b>027F0690</b>	<b>027F0690</b>	<b>027F0690</b>
Pos. 3 Valve plate	1					
<b>Manual operation device, fig. 2</b>		<b>027F2130</b>	<b>027F2130</b>	<b>027F2130</b>	<b>027F2130</b>	<b>027F2130</b>
Pos. 2 Alu gasket	1					
53 Manual operation device	1					
<b>Piston, fig. 2</b>		<b>027F0395</b>	<b>027F0395</b>	<b>027F0395</b>	<b>027F0395</b>	<b>027F0395</b>
Pos. 21 Piston	1					
25 Piston ring	1					
<b>Piston ring, fig. 2</b>		<b>027F0650</b>	<b>027F0650</b>	<b>027F0650</b>	<b>027F0650</b>	<b>027F0650</b>
Pos. 25 Piston ring	1					
<b>Orifice, fig. 2</b>		<b>027F0668</b>	<b>027F0668</b>	<b>027F0668</b>	<b>027F0668</b>	<b>027F0668</b>
Pos. 31 Orifice	1					
<b>Spring set "STANDARD", fig. 2</b>		<b>027F0911</b>	<b>027F0911</b>	<b>027F0911</b>	<b>027F0911</b>	<b>027F0911</b>
Pos. 23 Spring	1					
<b>Spring set "WEAK", fig. 2</b>		<b>027F2190</b>	<b>027F2190</b>	<b>027F2190</b>	<b>027F2190</b>	<b>027F2190</b>
Pos. 23 Spring	1					
Label	1					
<b>Seal kit, fig. 2</b>		<b>027F0086</b>	<b>027F0086</b>	<b>027F0086</b>	<b>027F0086</b>	<b>027F0086</b>
Pos. 2 Alu gasket	1					
4 Alu gasket	1					
12 Gasket	1					
26 Gasket	1					
27 Gasket	1					
A1 O-ring	3					
A2 Gasket	3					
A3 Gasket	2					
<b>Seal kit, fig. 2</b>		<b>027F2170</b>	<b>027F2170</b>	<b>027F2170</b>	<b>027F2170</b>	<b>027F2170</b>
Pos. 26 Gasket	1					
27 Gasket	1					
<b>Flange gaskets, fig. 2</b>		<b>027F2175</b>	<b>027F2175</b>	<b>027F2175</b>	<b>027F2175</b>	<b>027F2175</b>
Pos. A3 Gasket	2					

Flanges, bolts and nuts: See RX00A

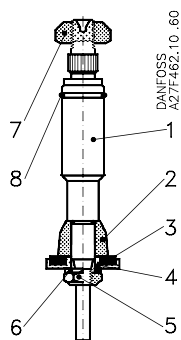


Fig. 1, Piston assembly

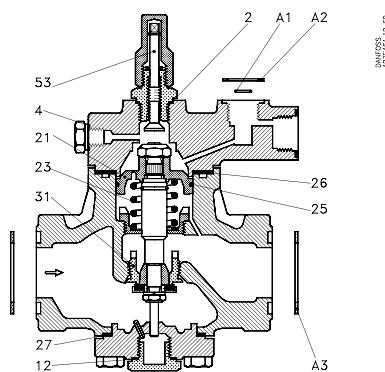


Fig. 2, PMFH

Description	Qty	Size 80-7	Size 125	Size 200	Size 300	Size 500
		Code no.	Code no.	Code no.	Code no.	Code no.
<b>Piston rod assembly, fig. 1</b>		<b>027F0253</b>	<b>027F0254</b>	<b>027F0255</b>	<b>027F0256</b>	<b>027F0257</b>
Pos. 1 Push rod	1					
2 Regulating cone	1					
3 Valve plate	1					
4 Clamping plate	1					
5 Nut	1					
6 Spring washer	1					
7 Nut	1					
8 Locking ring	1					
<b>Valve plate, fig. 1</b>		<b>027F0690</b>	<b>027F0691</b>	<b>027F0683</b>	<b>027F0684</b>	<b>027F0685</b>
Pos. 3 Valve plate	1					
<b>Manual operation device, fig. 2</b>		<b>027F2130</b>	<b>027F2130</b>	<b>027F2130</b>	<b>027F2130</b>	<b>027F2130</b>
Pos. 2 Alu gasket	1					
53 Manual operation device	1					
<b>Piston, fig. 2</b>		<b>027F0395</b>	<b>027F03956</b>	<b>027F0397</b>	<b>027F0398</b>	<b>027F0399</b>
Pos. 21 Piston	1					
25 Piston ring	1					
<b>Piston ring, fig. 2</b>		<b>027F0650</b>	<b>027F0651</b>	<b>027F0652</b>	<b>027F0653</b>	<b>027F0654</b>
Pos. 25 Piston ring	1					
<b>Orifice, fig. 2</b>		<b>027F0668</b>	<b>027F0679</b>	<b>027F0680</b>	<b>027F0681</b>	
Pos. 31 Orifice	1					
<b>Spring set "STANDARD", fig. 2</b>		<b>027F0911</b>	<b>027F0912</b>	<b>027F0913</b>	<b>027F0914</b>	<b>027F0915</b>
Pos. 23 Spring	1					
<b>Spring set "WEAK", fig. 2</b>		<b>027F2190</b>	<b>027F2191</b>	<b>027F2192</b>	<b>027F2193</b>	<b>027F2194</b>
Pos. 23 Spring	1					
Label	1					
<b>Seal kit, fig. 2</b>		<b>027F0086</b>	<b>027F0087</b>	<b>027F0088</b>	<b>027F0089</b>	<b>027F0090</b>
Pos. 2 Alu gasket	1					
4 Alu gasket	1					
12 Gasket	1					
26 Gasket	1					
27 Gasket	1					
A1 O-ring	3					
A2 Gasket	3					
A3 Gasket	2					
<b>Seal kit, fig. 2</b>		<b>027F2170</b>	<b>027F2171</b>	<b>027F2172</b>	<b>027F2173</b>	<b>027F2174</b>
Pos. 26 Gasket	1					
27 Gasket	1					
<b>Flange gaskets, fig. 2</b>		<b>027F2175</b>	<b>027F2176</b>	<b>027F2177</b>	<b>027F2178</b>	<b>027F2179</b>
Pos. A3 Gasket	2					

Flanges, bolts and nuts: See RX00A