

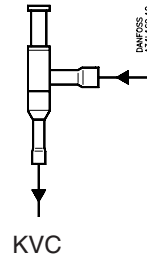
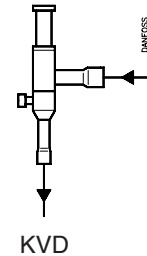
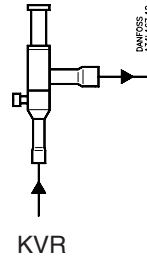
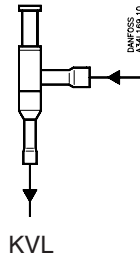
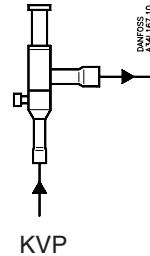


INSTRUCTIONS

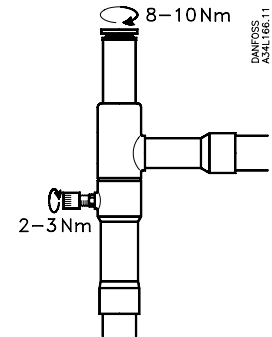
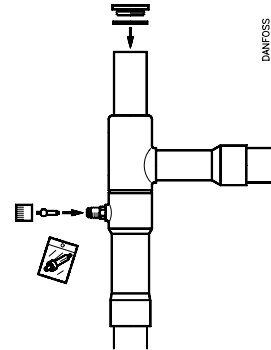
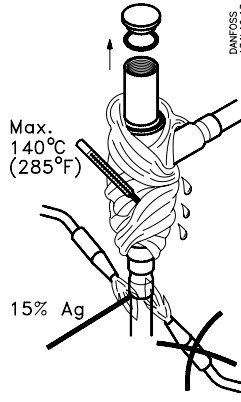
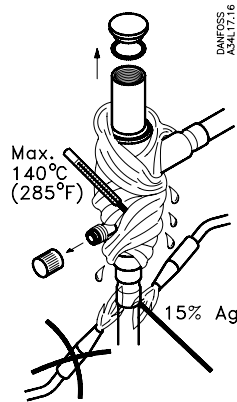
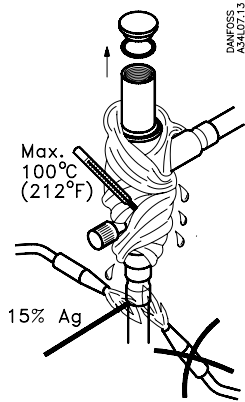
Type KVP, KVL, KVR, KVD, KVC

034R9506

CFC, HCFC, HFC



034R9506



KVP

$t_{max} = +130^{\circ}\text{C}$ (266°F)
 $t_{min} = -45^{\circ}\text{C}$ (-50°F)

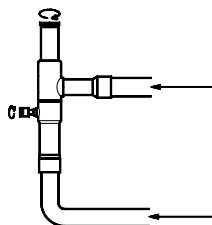
KVL

$t_{max} = +130^{\circ}\text{C}$ (266°F)
 $t_{min} = -60^{\circ}\text{C}$ (-76°F)

PS / MWP = 18 bar (260 psig)

p_{test} KVP / KVL 12, 15, 22:
 $p' = \text{max. } 28 \text{ bar (400 psig)}$

KVP / KVL 28, 35:
 $p' = \text{max. } 25.6 \text{ bar (370 psig)}$



DANFOSS
A34L16.14

KVR/KVD/KVC

$t_{max} = +130^{\circ}\text{C}$ (266°F)
 $t_{min} = -45^{\circ}\text{C}$ (-50°F)

PS / MWP = 28 bar (400 psig)

p_{test} $p' = \text{max. } 31 \text{ bar (440 psig)}$

KVP/KVL

KVP / KVL 12, 15, 22:
 $360^{\circ} \sim 0.45 \text{ bar (6 psi)}$
KVP / KVL 28, 35:
 $360^{\circ} \sim 0.3 \text{ bar (4 psi)}$



$p_e = 2 \text{ bar}$

KVR/KVD

KVR / KVD 12, 15, 22:
 $360^{\circ} \sim 2.5 \text{ bar (36 psi)}$
KVR 28, 35:
 $360^{\circ} \sim 1.5 \text{ bar (22 psi)}$



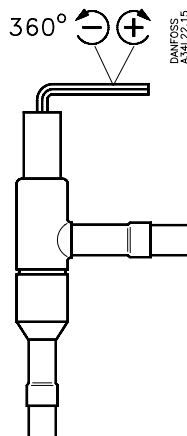
$p_e = 10 \text{ bar}$

KVC

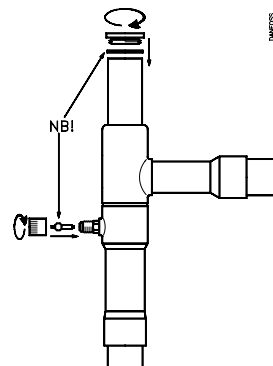
KVC 12, 15, 22:
 $360^{\circ} \sim 0.45 \text{ bar (6 psi)}$



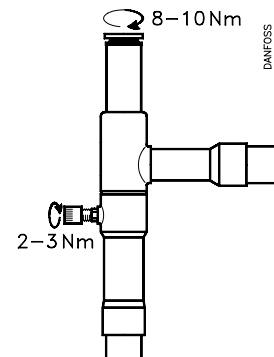
$p_e = 2 \text{ bar}$



DANFOSS
A34L22.15



DANFOSS
A34L16.11



DANFOSS
A34L16.11