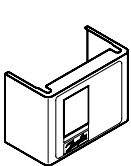
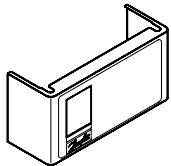
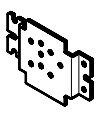




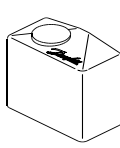
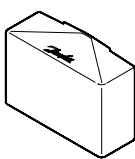
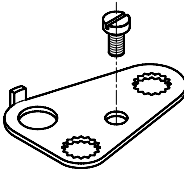
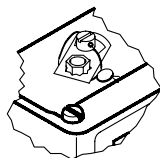


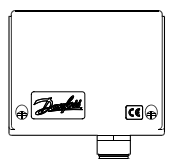
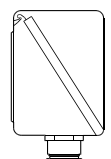


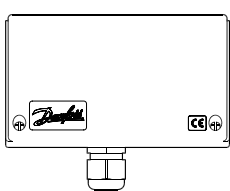
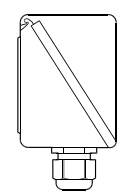

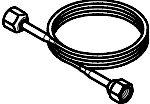

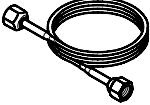
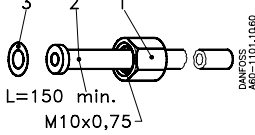
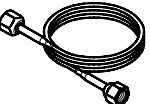

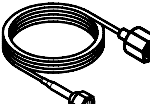
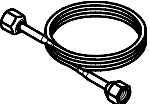
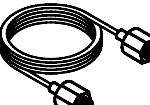


Description	Qty	Code no.	Description	Qty	Code no.
  <p>Front cover for single control</p>	1	060-008666	   <p>Wall bracket Bracket Screw, M4 × 5 Washer</p>	1	060-105566
<p>Front cover for dual control</p>	1	060-011366			
  <p>Top cover for single control Top plate Screw</p>	1 2	060-109766	<p>Angle bracket Bracket Screw, M4 × 5 Washer</p> <p>Accessories for bracket Screw, M4 × 5 Washer</p>	1 4 4	060-105666
<p>Top cover for dual control Top plate Screw</p>	1 2	060-109866			
  <p>Protective cap for single control</p>	1	060-003166	 <p>Locking plate with stop Plate Screw</p>	1	060-018966
<p>Protective cap for dual control</p>	1	060-003266			
  <p>Seal screw for locking plate</p>	1	060-105766	 <p>Rubber cable entry</p>	1	060-109966
  <p>IP55 Enclosure for single control</p>	1	060-033066			
 <p>Screwed cable entry, Pg 13.5 Cable entry Nut</p>	1 1	060-105966	 <p>Screwed cable entry, Pg 13.5, DIN approved Adapter Nut Gasket</p>	1 1	060-105866
  <p>IP55 Enclosure for dual control</p>	1	060-035066			

Description		Code no.	Code no.	Description	Qty	Code no.
		Multi-pack	Industry pack			
Capillary tube, copper 1/4 in. or 6 mm flare						
				Nipple, M10 × 0.75 / G 1/4A		060-010466
21 mm tube "tail"	0.5 m	060-002466	060-019066¹⁾	Nipple	1	
	0.75 m		060-007566¹⁾	Alu gasket	2	
	1.0 m	060-004866	060-019166¹⁾			
	1.5 m	060-004966	060-019266¹⁾	Cutting ring coupling	1	060B121066
	2.0 m	060-016366	060-019366¹⁾	for 6 mm steel tube		
						
50 mm tube "tail"	0.5 m	060-017066	060-007066¹⁾	Weld nipple for M10 × 0.75		060-005766
	1.0 m	060-017166	060-007166²⁾	for NH ₃		
	1.5 m	060-017266	060-007266¹⁾	Pos. 1 Union	1	
	2.25 m		060-007666³⁾	2 Nipple, OD 6 mm × 150 mm	1	
				3 Alu gasket	2	
1/4 in. or 6 mm flare with Schraeder valve opener	0.5 m		060-000466¹⁾			
	1.0 m	060-002266	060-000566¹⁾	Damping device, ID = 0.3 mm	2	060-104866
	1.5 m		060-000666¹⁾			
						
1/4 in. flare and M10 × 0.75	1.0 m	060-002066				
Capillary tube, steel, not for NH₃						
						
1/4 in. or 6 mm flare	0.5 m	060-016666				
	1.0 m	060-016766				
	1.5 m	060-016866				
Capillary tube, steel, for NH₃						
						
M10 × 0.75	1.0 m	060-007866				
G 3/8 and M10 × 0.75	1.0 m	060-008266				

¹⁾ 50 pcs.

²⁾ 40 pcs.

³⁾ 25 pcs.