

Fig. 1

Description	Qty	Min. delivery qty (industrial pack)	Code no.
<b>Filter, fig. 1</b>			
Pos. 11 Filter	1	25	<b>068-0080</b>
11 Filter			<b>068-0003</b>
12 Filter	1		<b>068-0081</b>
for flare-solder adaptor only			
12 Filter		20	<b>068-0015</b>
for flare-solder adaptor only			
<b>Reducer flare nut, fig. 1</b>			
Pos. 1 3/8 in. - 1/4 in. / 6 mm		10	<b>011L1107</b>
<b>Flare nut, fig. 1</b>			
Pos. 1 3/8 in. or 10 mm		10	<b>011L1135</b>
3 1/4 in. or 6 mm		10	<b>011L1101</b>
<b>Flare-solder adaptor, fig. 1</b>			
Pos. 4 1/4 in.	1		<b>068-2062</b>
4 3/8 in.	1		<b>068-2060</b>
4 6 mm	1		<b>068-2063</b>
4 10 mm	1		<b>068-2061</b>
<b>Flare-solder adaptor, fig. 1</b>			
Pos. 4 1/4 in.		24	<b>068-2082</b>
4 3/8 in.		24	<b>068-2080</b>
4 6 mm		24	<b>068-2083</b>
4 10 mm		24	<b>068-2081</b>

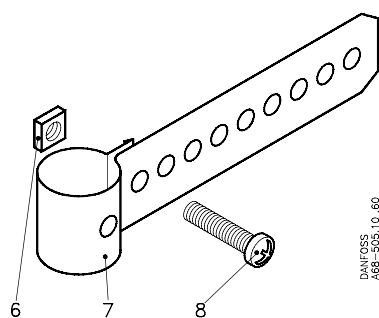


Fig. 2

<b>Accessories</b>			
<b>Bulb strap, fig. 2</b>			
for max. dia. 22 mm tube			
Pos. 6 Nut	1		<b>068-1211</b>
7 Strap	1		
8 Screw	1		
<b>Bulb strap, fig. 2</b>			
for max. dia. 22 mm tube			
Pos. 6 Nut		48	<b>068N2532</b>
7 Strap		48	
8 Screw		48	
<b>Bulb strap, fig. 2</b>			
for max. dia. 35 mm tube			
Pos. 6 Nut	1		<b>068-1212</b>
7 Strap	1		
8 Screw	1		
<b>Bulb strap, fig. 2</b>			
for max. dia. 35 mm tube			
Pos. 6 Nut		48	<b>068-1230</b>
7 Strap		48	
8 Screw		48	

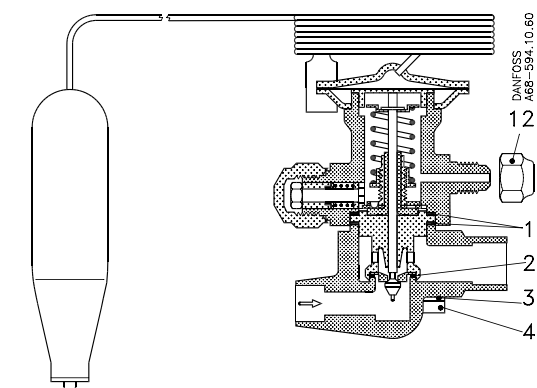


Fig. 1

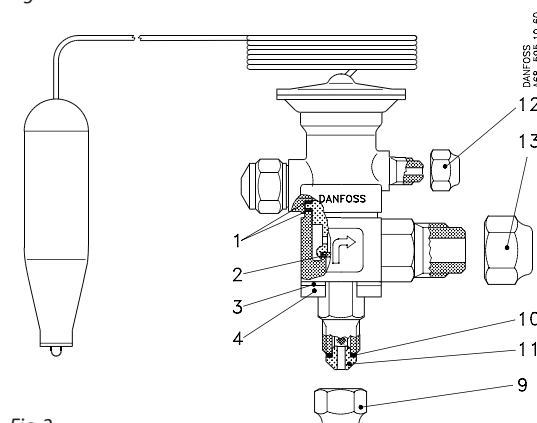


Fig. 2

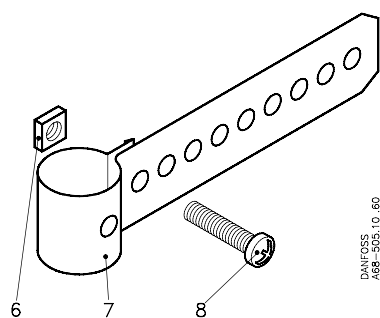


Fig. 3

Description	Qty	Min. delivery qty (industrial pack)	Code no.
<b>Seal kit, figs. 1, 2 and 3</b>			<b>068B0675</b>
Pos. 1 Gasket	1		
2 O-ring	1		
<b>Filter assembly, fig. 2</b>			<b>068B0171</b>
Pos. 10 Gasket		5	
11 Filter		5	
<b>Reducer flare nut, fig. 2</b>			<b>011L1142</b>
Pos. 9 1/2 in. - 3/8 in. / 10 mm		10	
<b>Flare nut, fig. 2</b>			
Pos. 9 1/2 in. or 12 mm		10	<b>011L1103</b>
12 1/4 in. or 6 mm		10	<b>011L1101</b>
13 5/8 in., 15 or 16 mm		10	<b>011L1167</b>
<b>Screws and washers, fig. 2</b>			<b>068B0018</b>
Pos. 3 Stainless steel washer	4		
4 Stainless steel screw	4		
<b>Accessories</b>			
<b>Bulb strap, fig. 3</b> for max. dia. 35 mm tube			<b>068-1212</b>
Pos. 6 Nut	1		
7 Strap	1		
8 Screw	1		
<b>Bulb strap, fig. 3</b> for max. dia. 35 mm tube			<b>068-1230</b>
Pos. 6 Nut		48	
7 Strap		48	
8 Screw		48	

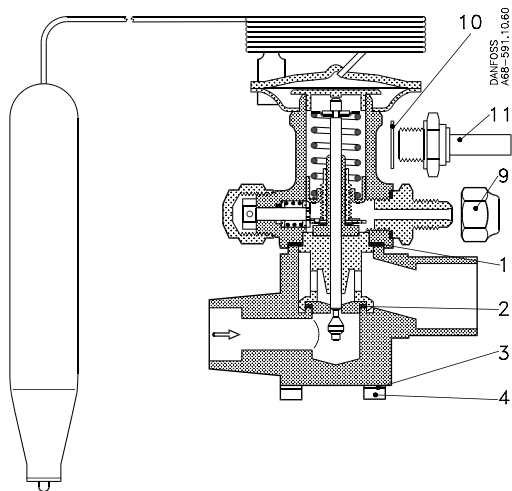


Fig. 1

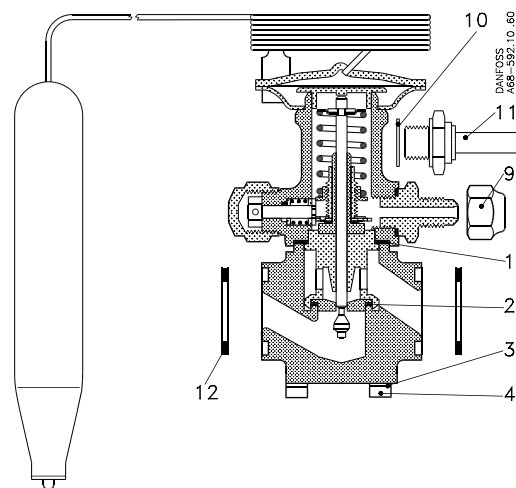


Fig. 2

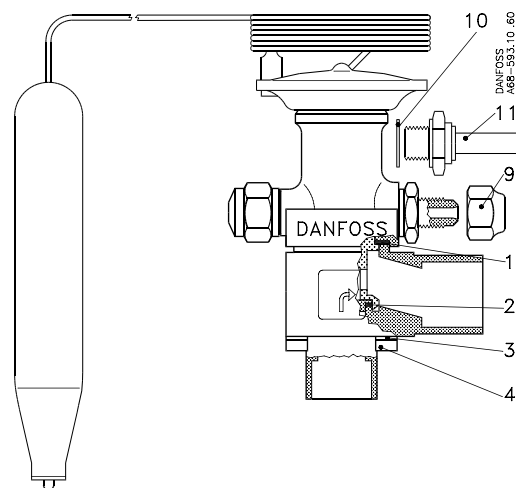


Fig. 3

Description	Qty	Min. delivery qty (industrial pack)	Code no.
<b>Seal kit, figs. 1, 2 and 3</b>			<b>068B0676</b>
Pos. 1 Gasket	1		
2 O-ring	1		
<b>Flange gasket, fig. 2</b>			<b>020-2133</b>
Pos. 12 for TE 12	2		
<b>Flare nut, figs. 1, 2 and 3</b>		10	<b>011L1101</b>
Pos. 9 1/4 in. or 6 mm			
<b>Solder connector, figs. 1, 2 and 3</b> for 1/4 in. ext. equalization line			<b>068B0170</b>
Pos. 10 Gasket	1		
11 Connector	1		
<b>Screws and washers, figs. 1, 2 and 3</b> for straightway and flange bodies			<b>068B0017</b>
Pos. 3 Stainless steel washer	4		
4 Stainless steel screw	4		
<b>Screws and washers, fig. 3</b> for angleway bodies			<b>068B0018</b>
Pos. 3 Stainless steel washer	4		
4 Stainless steel screw	4		

**Accessories**

<b>Bulb strap, fig. 4</b> for max. dia. 35 mm tube			<b>068-1212</b>
Pos. 6 Nut	1		
7 Strap	1		
8 Screw	1		
<b>Bulb strap, fig. 4</b> for max. dia. 35 mm tube			<b>068-1230</b>
Pos. 6 Nut		48	
7 Strap		48	
8 Screw		48	

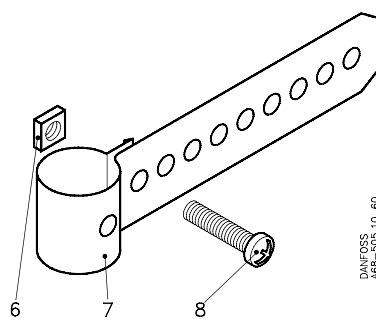


Fig. 4

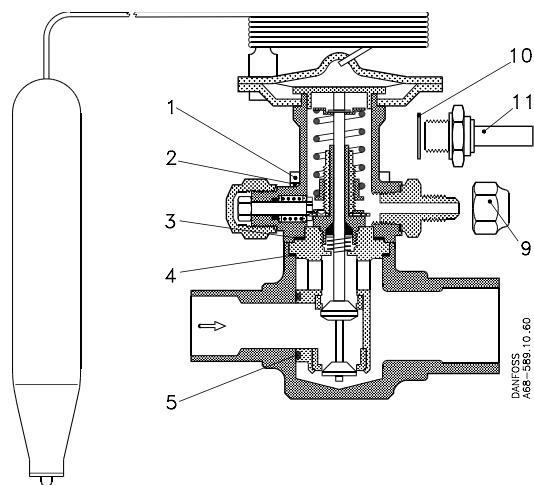


Fig. 1

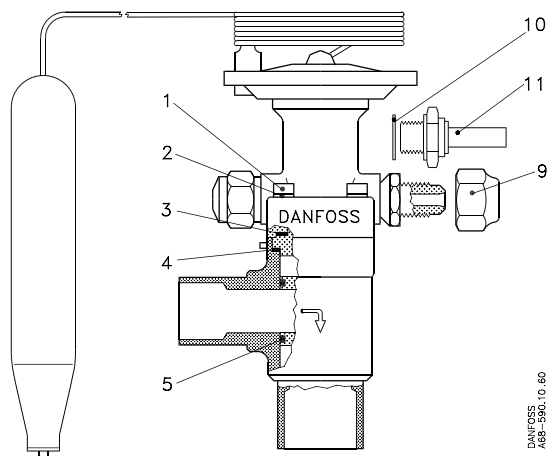


Fig. 2

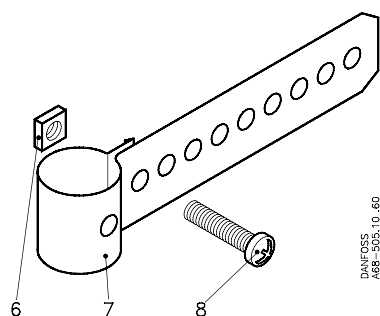


Fig. 3

Description	Qty	Min. delivery qty (industrial pack)	Code no.
<b>Seal kit, figs. 1 and 2</b>			<b>068G0050</b>
Pos. 3 Gasket	1		
4 Gasket	1		
5 O-ring	1		
<b>Flare nut, figs. 1 and 2</b>			<b>011L1101</b>
Pos. 9 1/4 in. or 6 mm		10	
<b>Solder connector, figs. 1 and 2 or 1/4 in. external equalization line</b>			<b>068B0170</b>
Pos. 10 Gasket	1		
11 Connector	1		
<b>Screws and washers, fig. 2</b>			<b>068B0020</b>
Pos. 1 Screw	4		
2 Washer	4		
<b>Screws and washers, fig. 2</b>			<b>068B0514</b>
Pos. 1 Stainless steel screw	4		
2 Stainless steel washer	4		

<b>Accessories</b>			
<b>Bulb strap, fig. 3 for max. dia. 35 mm tube</b>			<b>068-1212</b>
Pos. 6 Nut	1		
7 Strap	1		
8 Screw	1		
<b>Bulb strap, fig. 3 for max. dia. 35 mm tube</b>			<b>068-1230</b>
Pos. 6 Nut		48	
7 Strap		48	
8 Screw		48	
<b>Bulb strap, fig. 3 extra long</b>			<b>026H0218</b>
Pos. 6 Nut	2		
7 Strap	2		
8 Screw	2		