

Fig. 1, Push rod assembly for MEV

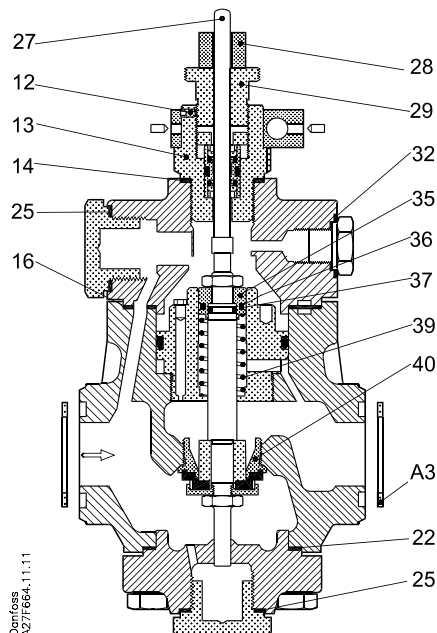


Fig. 2, MEV, sizes 80-2 to 80-7

		MEV 80-2	MEV 80-3	MEV 80-4	MEV 80-5	MEV 80-6	MEV 80-7
Description	Qty	Code no.	Code no.	Code no.	Code no.	Code no.	Code no.
<b>Push rod assembly, fig. 1</b>		<b>027F3211</b>	<b>027F3212</b>	<b>027F3213</b>	<b>027F3214</b>	<b>027F3215</b>	<b>027F3216</b>
Pos. 19 Push rod	1						
21 Cone	1						
34 Lock nut	1						
38 O-ring	1						
41 Valve plate	1						
42 Clamping plate	1						
43 Nut	1						
<b>Valve plate, fig. 1</b>		<b>027F0690</b>	<b>027F0690</b>	<b>0027F0690</b>	<b>027F0690</b>	<b>027F0690</b>	<b>027F0690</b>
Pos. 41 Valve plate	1						
<b>Push pin seal assembly, fig. 2</b>		<b>027F3200</b>	<b>027F3200</b>	<b>027F3200</b>	<b>027F3200</b>	<b>027F3200</b>	<b>027F3200</b>
Pos. 12 Locking screw	1						
13 Nipple	1						
14 Alu gasket	1						
27 Push pin	1						
29 Adjusting screw	1						
<b>Piston assembly, fig. 2</b>		<b>027F3206</b>	<b>027F3206</b>	<b>027F3206</b>	<b>027F3206</b>	<b>027F3206</b>	<b>027F3206</b>
Pos. 35 Piston	1						
36 O-ring	1						
37 Piston seal	1						

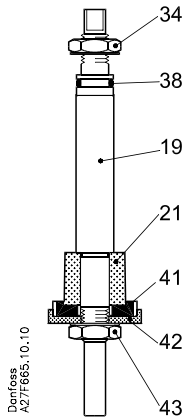


Fig. 1, Push rod assembly for MEV

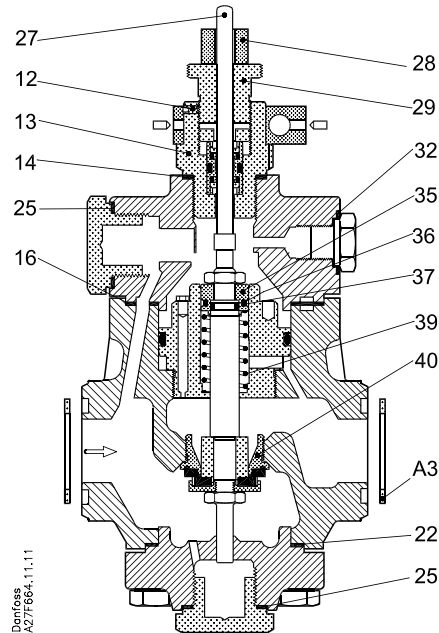


Fig. 2, MEV, sizes 80-2 to 80-7

		MEV 80-2	MEV 80-3	MEV 80-4	MEV 80-5	MEV 80-6	MEV 80-7
Description	Qty	Code no.	Code no.	Code no.	Code no.	Code no.	Code no.
<b>Spring, fig. 2</b>		<b>027F3228</b>	<b>027F3228</b>	<b>027F3228</b>	<b>027F3228</b>	<b>027F3228</b>	<b>027F3228</b>
Pos. 39 Spring	1						
<b>Seal kit, fig. 2</b>		<b>027F3233</b>	<b>027F3233</b>	<b>027F3233</b>	<b>027F3233</b>	<b>027F3233</b>	<b>027F3233</b>
Pos. 14 Alu gasket (L)	1						
16 Top gasket	1						
22 Bottom gasket	1						
25 Gasket	2						
32 Alu gasket (S)	1						
A3 Gasket	2						
<b>Seal kit, fig. 2</b>		<b>027F2170</b>	<b>027F2170</b>	<b>027F2170</b>	<b>027F2170</b>	<b>027F2170</b>	<b>027F2170</b>
Pos. 16 Top gasket	1						
22 Bottom gasket	1						
<b>Distance piece, fig. 2</b>		<b>027F3238</b>	<b>027F3238</b>	<b>027F3238</b>	<b>027F3238</b>	<b>027F3238</b>	<b>027F3238</b>
Pos. 28 Distance piece	1						
<b>Flange gasket, fig. 2</b>		<b>027F2175</b>	<b>027F2175</b>	<b>027F2175</b>	<b>027F2175</b>	<b>027F2175</b>	<b>027F2175</b>
Pos. A3 Gasket	2						
<b>Valve seat, fig. 2</b>		<b>027F3218</b>	<b>027F3218</b>	<b>027F3218</b>	<b>027F3218</b>	<b>027F3218</b>	<b>027F3218</b>
Pos. 40 Valve seat	2						

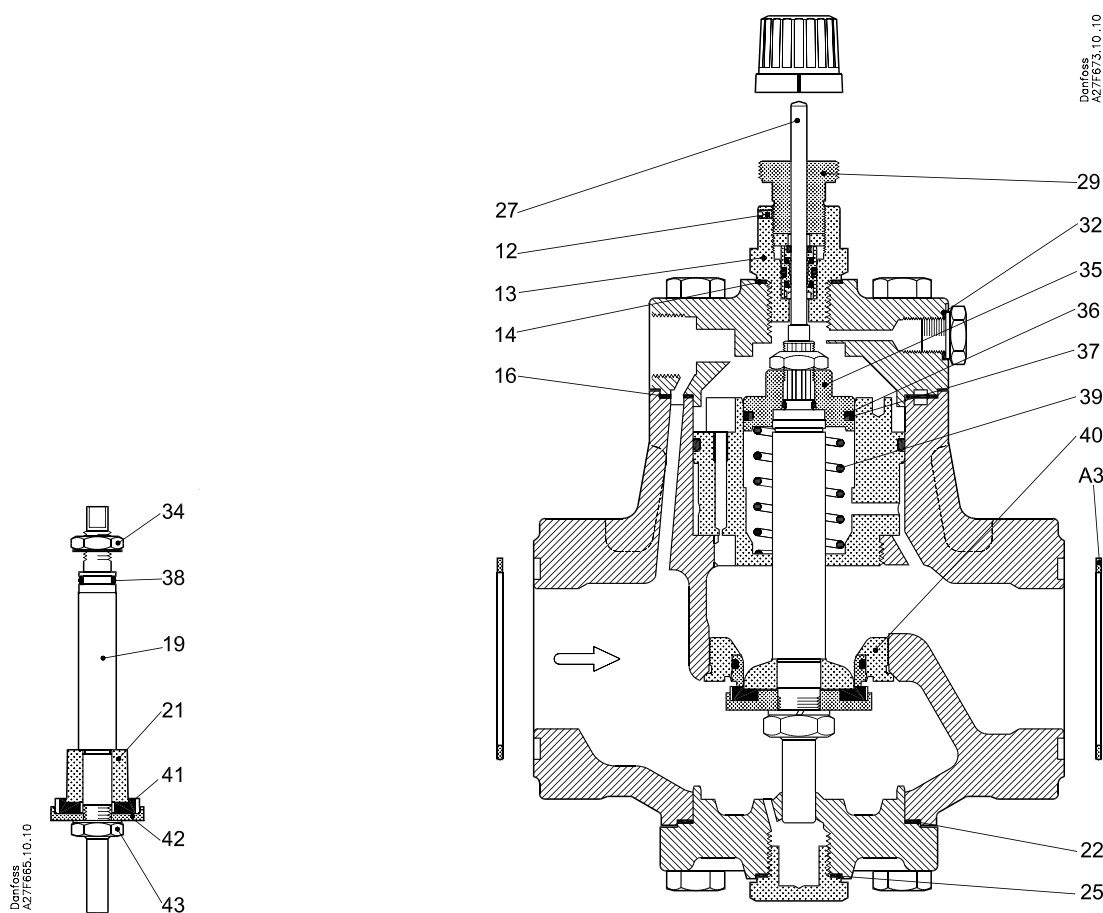


Fig. 1, Push rod assembly for MEV

Fig. 2, MEV, sizes 125 to 500

Description	Qty	MEV 125	MEV 200	MEV 300	MEV 500
		Code no.	Code no.	Code no.	Code no.
<b>Push rod assembly, fig. 1</b>		<b>027F3217</b>	<b>027F0255</b>	<b>027F0256</b>	<b>027F0257</b>
Pos. 19 Push rod	1				
21 Cone	1				
34 Lock nut	1				
38 O-ring	1				
41 Valve plate	1				
42 Clamping plate	1				
43 Nut	1				
<b>Valve plate, fig. 1</b>		<b>0027F0691</b>	<b>027F0683</b>	<b>027F0684</b>	<b>027F0685</b>
Pos. 41 Valve plate	1				
<b>Push pin seal assembly, fig. 2</b>		<b>027F3200</b>	<b>027F3200</b>	<b>027F3200</b>	<b>027F3240</b>
Pos. 12 Locking screw	1				
13 Nipple	1				
14 Alu gasket	1				
27 Push pin	1				
29 Adjusting screw	1				
<b>Piston assembly, fig. 2</b>		<b>027F3207</b>	<b>027F3208</b>	<b>027F3209</b>	<b>027F3210</b>
Pos. 35 Piston	1				
36 O-ring	1				
37 Piston seal	1				

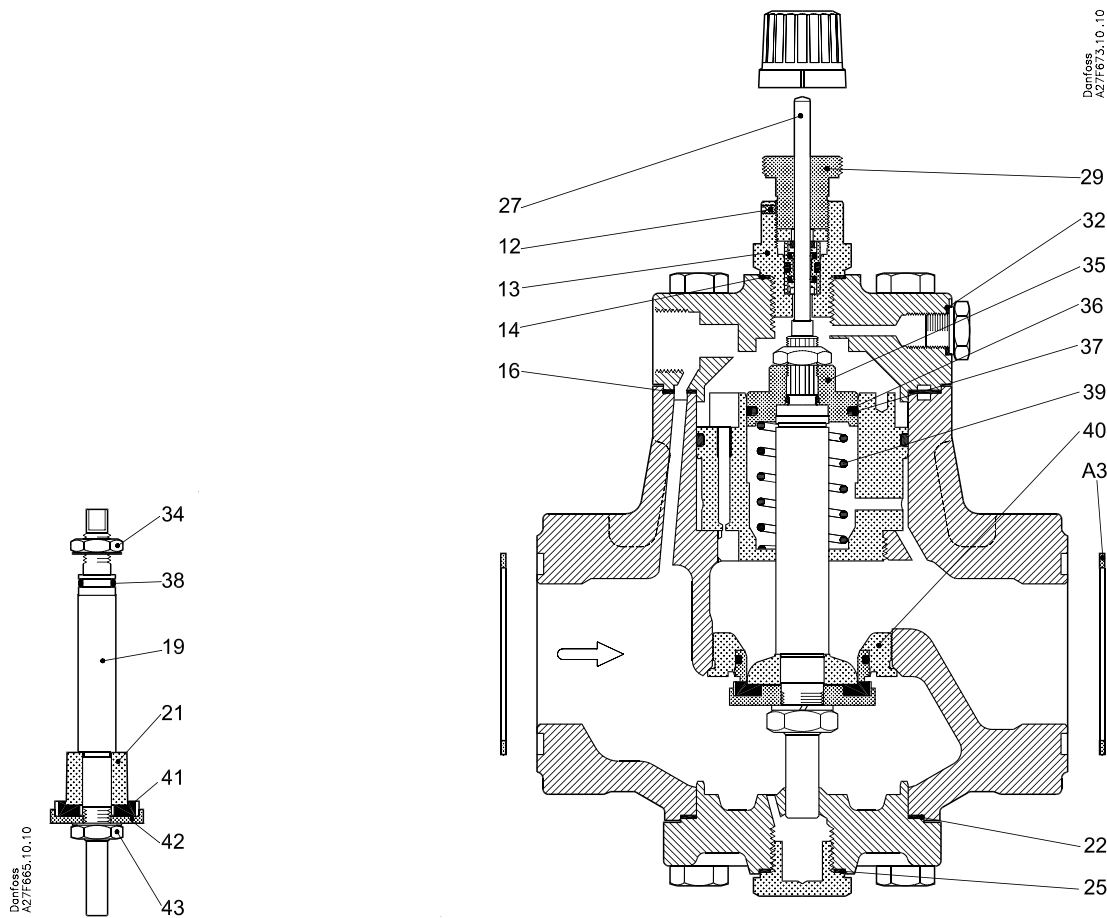


Fig. 1, Push rod assembly for MEV

Fig. 2, MEV, sizes 125 to 500

Description	Qty	MEV 125	MEV 200	MEV 300	MEV 500
		Code no.	Code no.	Code no.	Code no.
<b>Spring, fig. 2</b> Pos. 39 Spring	1	<b>027F3229</b>	<b>027F3230</b>	<b>027F3231</b>	<b>027F3232</b>
<b>Seal kit, fig. 2</b> Pos. 14 Alu gasket (L) 16 Top gasket 22 Bottom gasket 25 Gasket 32 Alu gasket (S) A3 Gasket	1 1 1 2 1 2	<b>027F3234</b>	<b>027F3235</b>	<b>027F3236</b>	<b>027F3237</b>
<b>Seal kit, fig. 2</b> Pos. 16 Top gasket 22 Bottom gasket	1 1	<b>027F2171</b>	<b>027F2172</b>	<b>027F2173</b>	<b>027F2174</b>
<b>Flange gasket, fig. 2</b> Pos. A3 Gasket	2	<b>027F2176</b>	<b>027F2177</b>	<b>027F2178</b>	<b>027F2179</b>
<b>Valve seat, fig. 2</b> Pos. 40 Valve seat	2	<b>027F3219</b>	<b>027F3220</b>	<b>027F3221</b>	<b>027F3222</b>